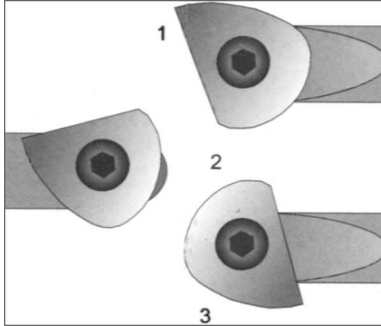


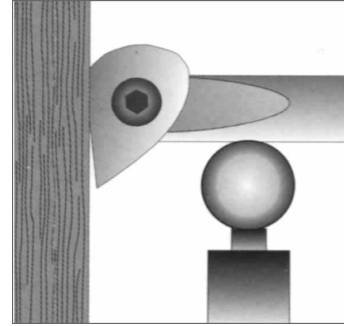
Multi Scraper

The Multi Scraper has a teardrop shaped cutter that has a straight edge for use on flat work and the outside of bowls. It also has a multi-curved edge which can be rotated to suit the inside of bowls for shear scraping. Shear scraping gives a near perfect finish reducing the amount of sanding needed to finish a project.




Various ways that the scraper cutter can be used.


1. Straight edge
2. Shallow curve
3. Tight radius



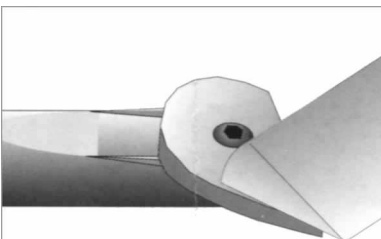
The tool rest should be placed around centre height and as close to the work as safely possible. The tool should be held at a 45 degree angle facing the direction of travel. Working from the right the cutter should be on 8 and 2 on a clock face.



Using the straight edge of the cutter the outside of the work can be shear scraped give a near perfect finish. This reduces the amount of sanding that will be required and minimises dust created in the workshop.



The multi-curved edge can be used to suit the required curve of the work being shear scraped, by loosening the screw with the Allen key/wrench and turning the cutter to the desired curve.



The cutter is best sharpened using a fine honing stone or diamond file across the large flat face.

Robert Sorby

**Athol Road
Sheffield**

England S8 0PA

Tel: +44 (0) 1142250700

Fax: +44 (0) 1142250710

sales@robert-sorby.co.uk

www.robert-sorby.co.uk